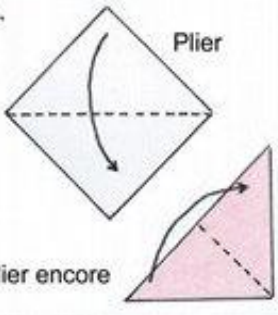
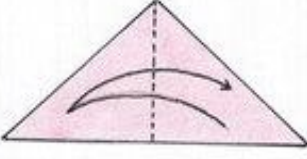
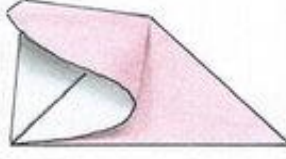
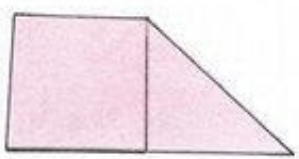
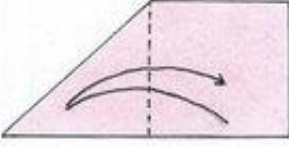

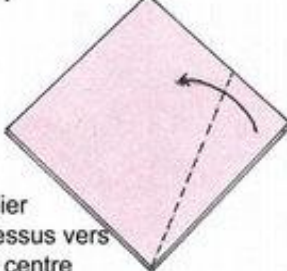
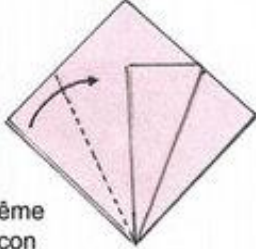
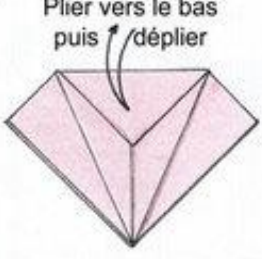
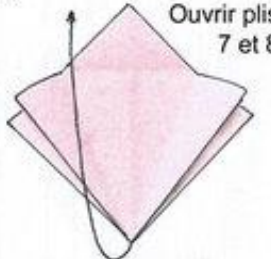
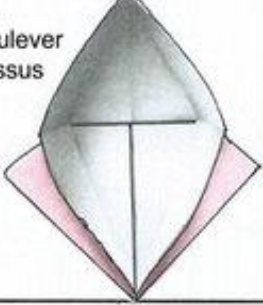
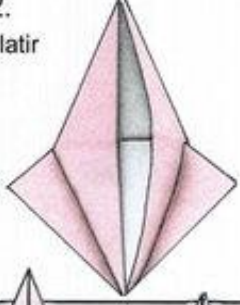
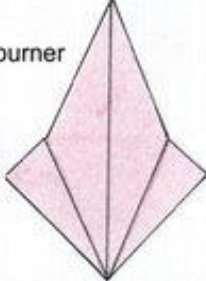
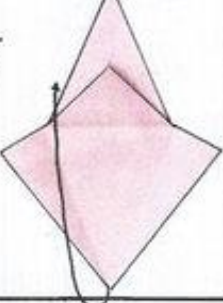

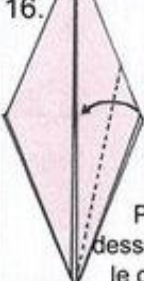


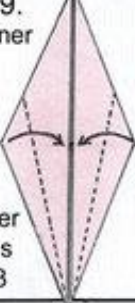
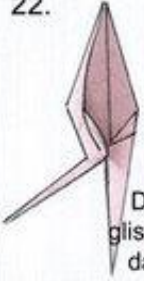




# Le Défi de la Paix

<p>1.</p>  <p>Plier</p> <p>Plier encore</p>	<p>2.</p>  <p>Plier encore une fois puis déplier</p>	<p>3.</p>  <p>Soulever le coin droit vers la gauche</p>	<p>4.</p>  <p>Aplatir</p>
<p>5.</p>  <p>Retourner puis répéter étapes 2-3</p>	<p>6.</p>  <p>Aplatir</p>	<p>7.</p>  <p>Plier dessus vers le centre</p>	<p>8.</p>  <p>Même façon</p>
<p>9.</p>  <p>Plier vers le bas puis déplier</p>	<p>10.</p>  <p>Ouvrir plis 7 et 8</p>	<p>11.</p>  <p>Soulever dessus</p>	<p>12.</p>  <p>Aplatir</p>
<p>13.</p>  <p>Retourner</p>	<p>14.</p>  <p>Répéter étapes 7-13</p>	<p>15.</p>  <p>Aplatir</p>	<p>16.</p>  <p>Plier dessus vers le centre</p>
<p>18.</p>  <p>Retourner</p>	<p>20.</p>  <p>Plier le long des pointillés</p>	<p>21.</p>  <p>Déplier puis glisser les côtés dans les plis</p>	<p>22.</p>  <p>Déplier puis glisser les côtés dans les plis</p>
<p>24.</p>  <p>Souffler pour gonfler puis tirer les ailes</p>	<p>25.</p>  <p>Plier la tête, déplier puis glisser dans le pli</p>	<p>La grue en papier</p> 